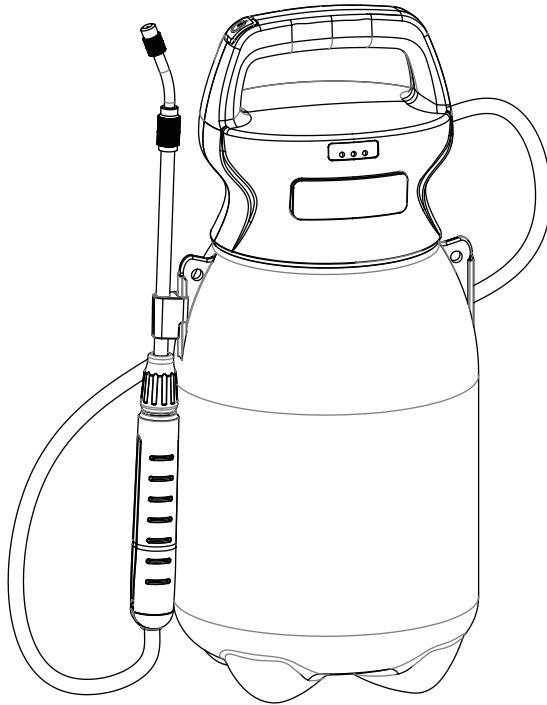


# Instruction Manual For 5L Battery Sprayer

S010403

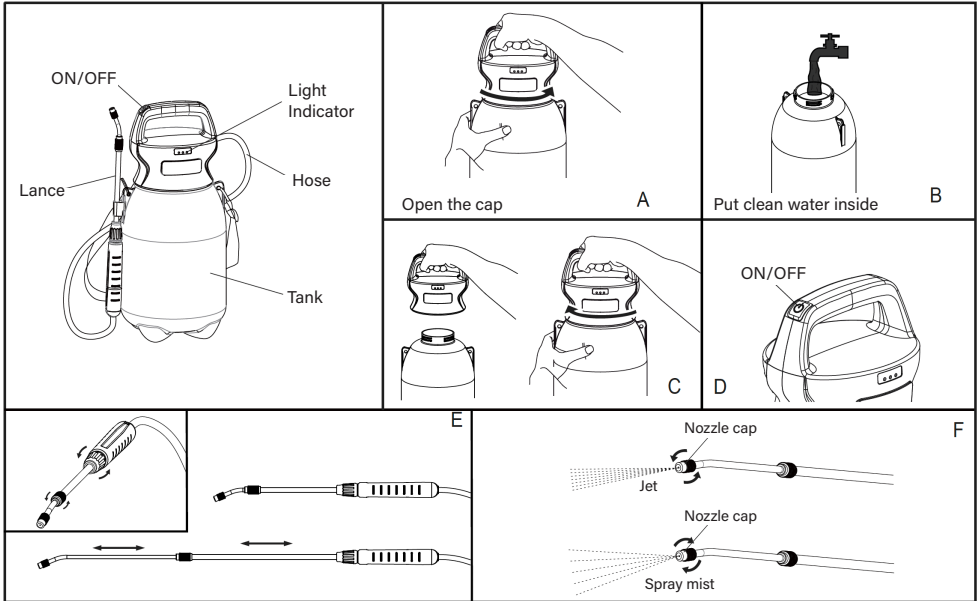


**Warning:** For your personal safety,

READ and UNDERSTAND before using.

SAVE THESE INSTRUCTIONS FOR FUTURE REFERENCE.



**Operating instructions:****Assembling instruction:**

1. Please open the cap as pic A in above.
2. Put water inside. Please refer to pic B in above.
3. Close the cap as pic C in above.
4. On/off button as pic D in above.
5. Take out lance and handle as pic E in above.
6. Adjust nozzle cap for jet and mist spraying as pic F in above.

## Safety instructions and cautions for lithium battery:

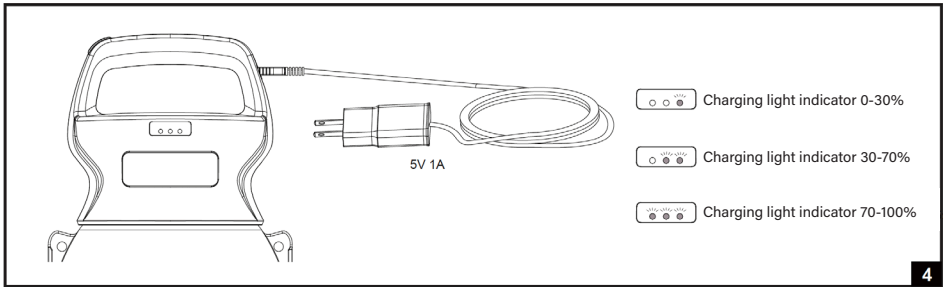
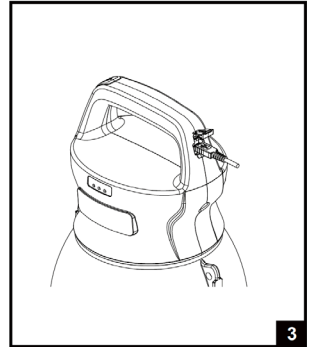
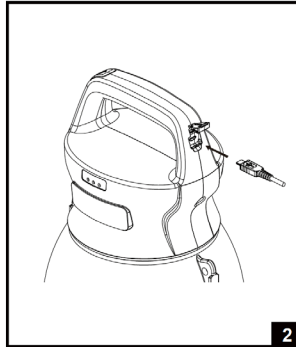
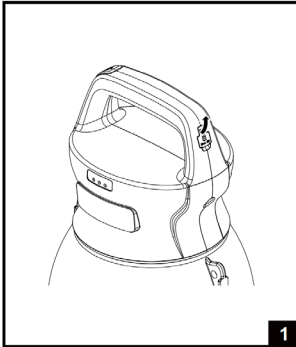
- Lithium battery needs to be charged indoors not outdoors to avoid accidents.
- When the lithium battery needs charging, plug in the charger. Blinking light shows it is charging and when the three lights are all on then the battery is fully charged.
- The charger can only be used with this battery and it is prohibited for other use to avoid overcharging or shortening the battery's life. Make sure to remove the charger from the power outlet when not in use.
- Please only use the charger provided; if any other charger is used the battery may not work properly or it may cause a fire or explosion.
- If you think the charger or lithium battery has been damaged or does not work properly, please contact the manufacturer or distributor at once, DO NOT use the damaged unit.
- For uncharged lithium battery, the capacity of the battery determines the charging time. If the charging indicator lights don't respond unplug the power adapter.
- If the lithium battery has not been used or stored correctly it may not hold a charge. For best results charge once every six months to prevent the battery from being completely drained or damage to the internal structure.
- Store in a cool dry environment with room temperature between 15 to 35 degrees Celsius and no more than a relative humidity of 65%.

## Warning:

- It is prohibited to place the battery into seawater or water – store in a cool, dry environment when not in use.
- It is prohibited to put the battery near a heat source, such as fire, heater, etc.
- It is prohibited to reverse charge the battery.
- It is prohibited to throw the battery in a fire or to heat in a container.
- It is prohibited to use metal on the battery cathode which could cause a direct short circuit.
- It is prohibited to transport or store the battery with metal.
- It is prohibited to break open the battery.
- It is prohibited to use around strong electrostatic or magnetic fields.

## How to use charger:

- Pull out the USB charger port cover.
- Put the charge cord head in the correct direction
- Insert the charger head into the port
- It is charging when the light on the right side comes on. When all three lights are lit, it means the battery is fully charged. Unplug the charger from the battery and the electrical outlet.
- A complete charge should take approximately 4 hours



## Product information/technical data:

Item No.	Total capacity	Voltage	Current flow	Battery capacity	Work time	Charging time	Flow
3005A	5L	5V	0.8A	2.5 Ah	120min	240min	0.3 L/min

**Maintenance of equipment:**

1. Please recharge after use if no power inside.
2. Clean the machine by water.
3. Put the machine in a cool and dry place.

**Troubles shooting:**

Problems	Causes	S010403
The motor fails to start after being powered on	1. The power cables come off 2. The battery is out of power 3. The power switch has been damaged	1. Dismantle the cover to connect the cable 2. Charging 3. Replace the switch
Water cannot go out	Filter maybe clogged	Open the bottle and take out the filter to clean it

**Safety instructions:**

- Always wear protective clothing, gloves, eyewear and mask when spraying.
- Suitable measures must be taken to keep the unit out of the reach of children.
- If spraying in light wind conditions, always spray downwind of yourself and others.
- Do not spray contents of sprayer at people or animals.
- Ensure all parts are intact and the temperature of the liquid is under 40 degrees Celsius before each use.
- Chemical sprays are dangerous if swallowed or comes in contact with the skin, always refer to the chemical supplier safety instructions or contact the poison information centre or a doctor immediately.
- Do not leave the sprayer (filled or empty) unattended in direct sunlight.
- Not to be used to spray solvents or flammable liquids
- Flush with clean water and spray for several minutes after usage to avoid any residue in the pump and other working parts.